

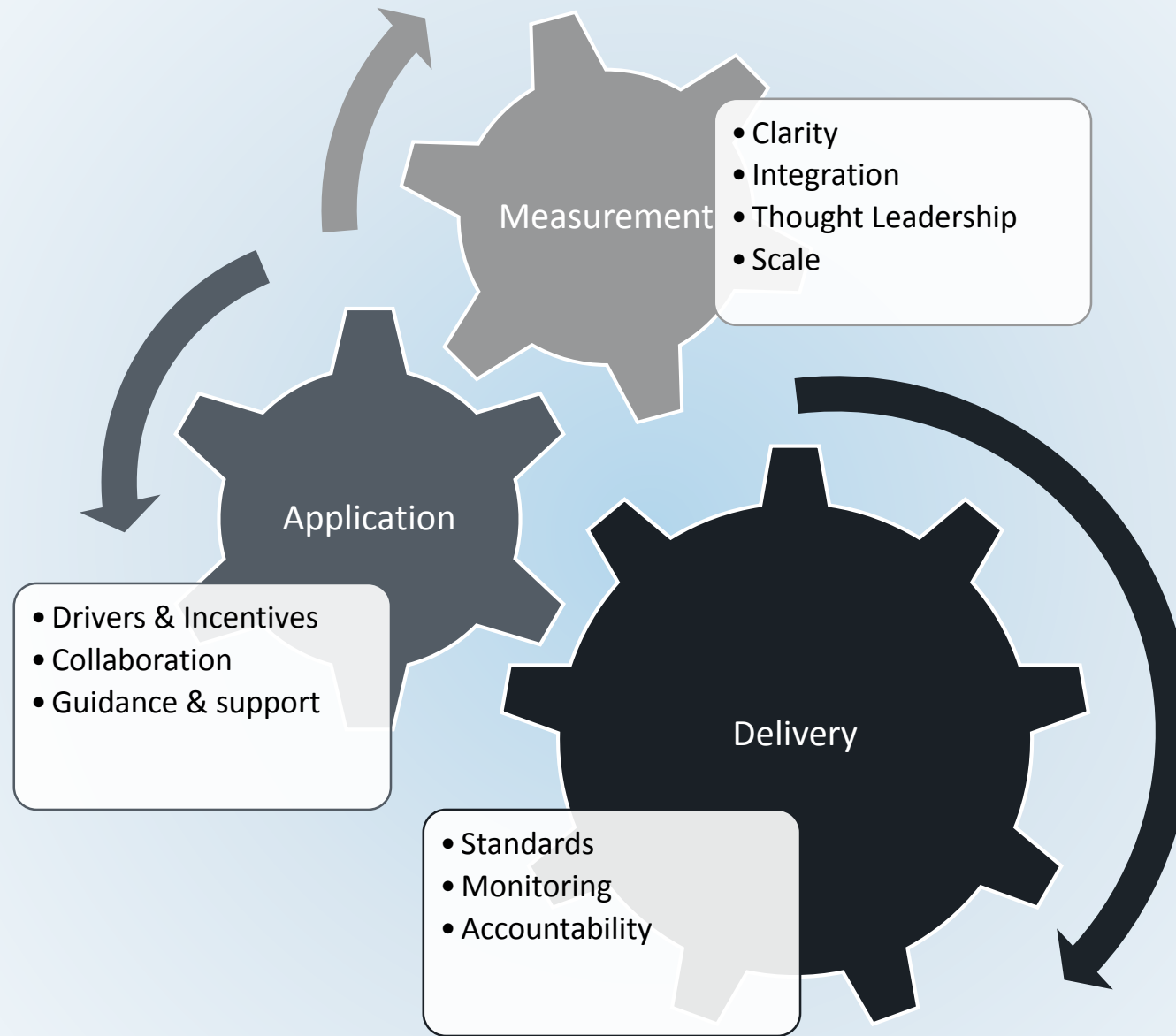


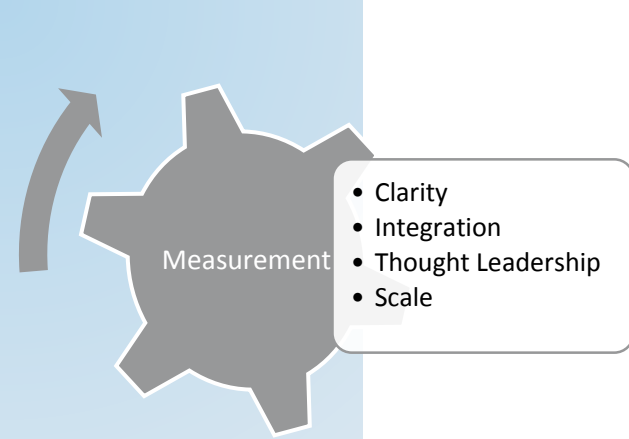
Environmental Net Gain: Measurement, Delivery and Application

From Perspective to Practice: What we need to know and how to get there

Jenny Merriman, Natural Capital Technical Lead

London, 30 October 2018





Environmental net gain

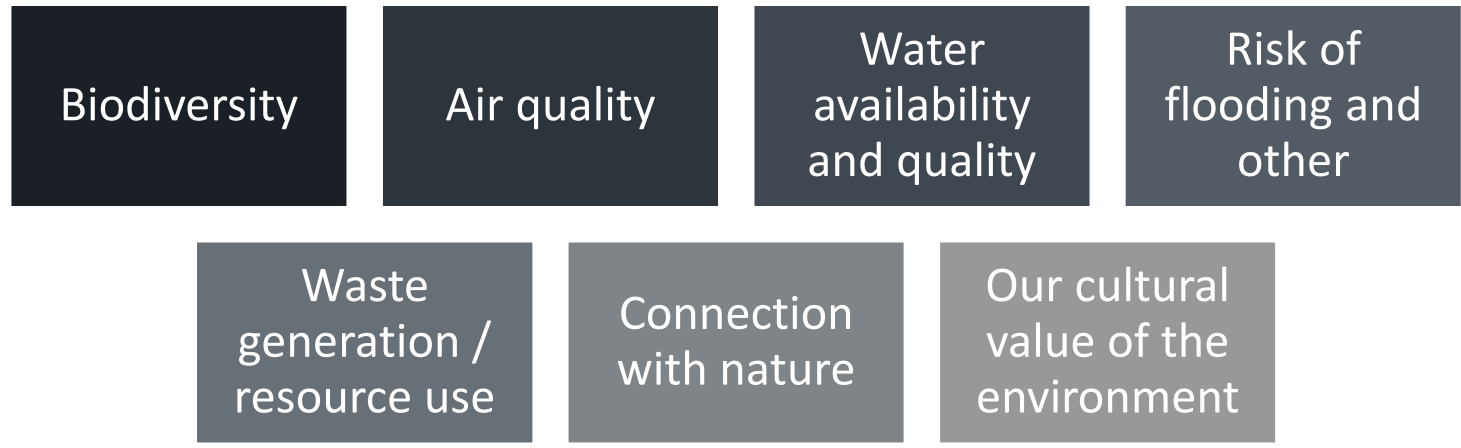
A mechanism to reverse the trend of declining biodiversity and ecosystem degradation in order to provide benefits to society



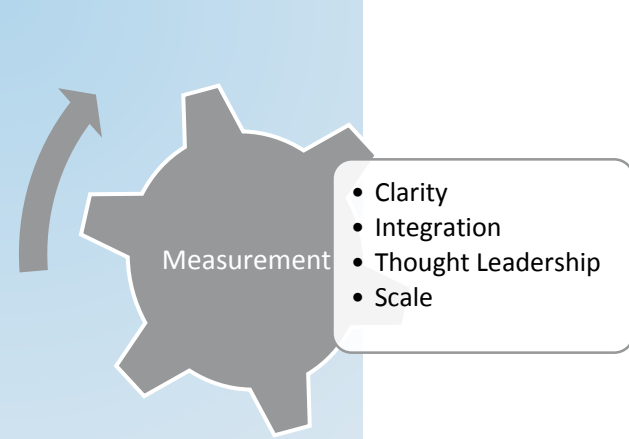
- Clarity
- Integration
- Thought Leadership
- Scale

What constitutes environmental net gain?

- According to the UK Government's top 10 priorities we will need to measure:



- Internationally there are likely to be different priorities
- Locally there are likely to be different priorities



Key components

- **Biodiversity** net gain as non-negotiable
- **Locally relevant** gains in ecosystem services (e.g. recreational access or improved air quality)
- **Best balance** across multiple benefits
- **Net losses fully disclosed** and addressed
- Not a single number




Measurement

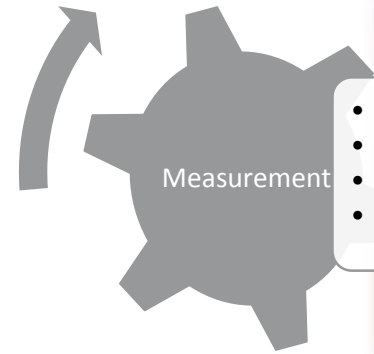
- Clarity
- Integration
- Thought Leadership
- Scale

How do we measure it?

- Integrated approaches
 - Biodiversity
 - Natural capital assessments
 - LCA, circular economy
 - Carbon reporting
- Flexibility of approach
- Scientific credibility
- Participation and stakeholder engagement

6





- Clarity
- Integration
- Thought Leadership
- Scale

The importance of integration



- Multi-dimensional, multi-disciplinary
- Break down silos across disciplines and sectors
- Bring technical experts together



Measurement

- Clarity
- Integration
- Thought Leadership
- Scale

Thought Leadership: Challenging the status quo

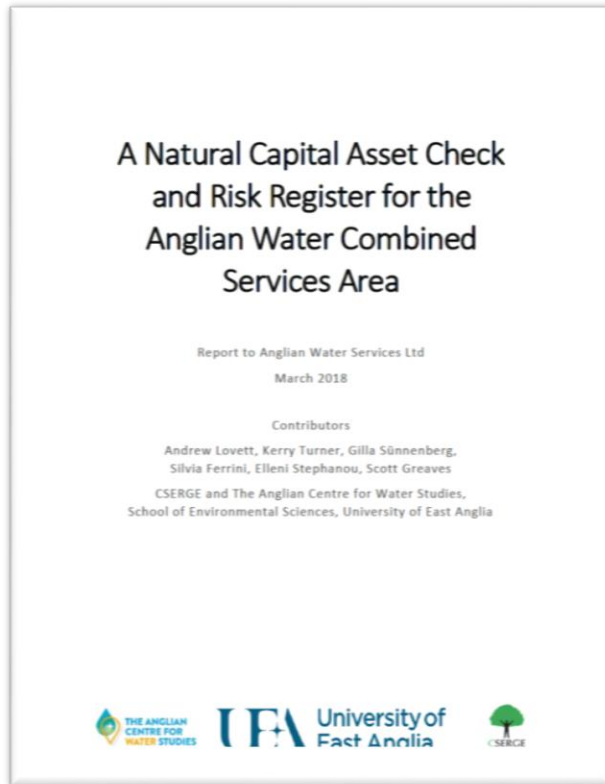
- Embedding the environment right at the start of a decision-making process
- **Changing the way that we think**
 - Learning from other disciplines e.g. integrated systems theory, city analytics
 - Working with nature to achieve broader environmental or societal targets
 - Delivering multiple benefits from one solution
 - Multiple types of value, integrated reporting

Measurement

- Clarity
- Integration
- Thought Leadership
- Scale

The importance of leadership

Anglia Water



Warwick council

Biodiversity Net Gain

Good practice principles for development

Yorkshire Water





Measurement

- Clarity
- Integration
- Thought Leadership
- Scale

The importance of place and people

- It matters where it is
- “Bottom-up approach”
- Place-making, local impact



Drivers & Incentives

- Planning policy

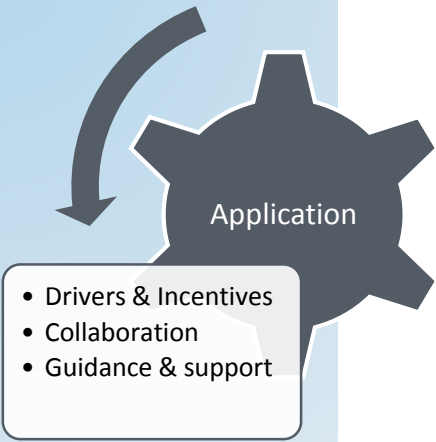
- Councils and Local Plans
- Implement fully the requirements of the NPPF
- Mechanisms for cooperation at a catchment or landscape scale across local authority boundaries

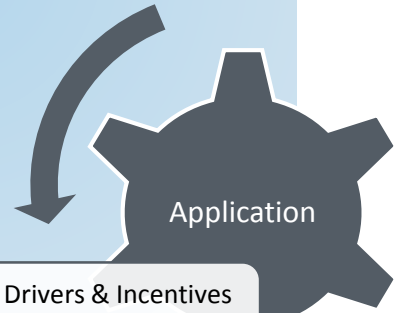
- Financing

- Environment bill "public money for public goods"
- Offsetting from major infrastructure (habitat banking)
 - Opportunity for water sector as land managers
 - Support to catchment scale initiatives

- Swell of public awareness and opinion

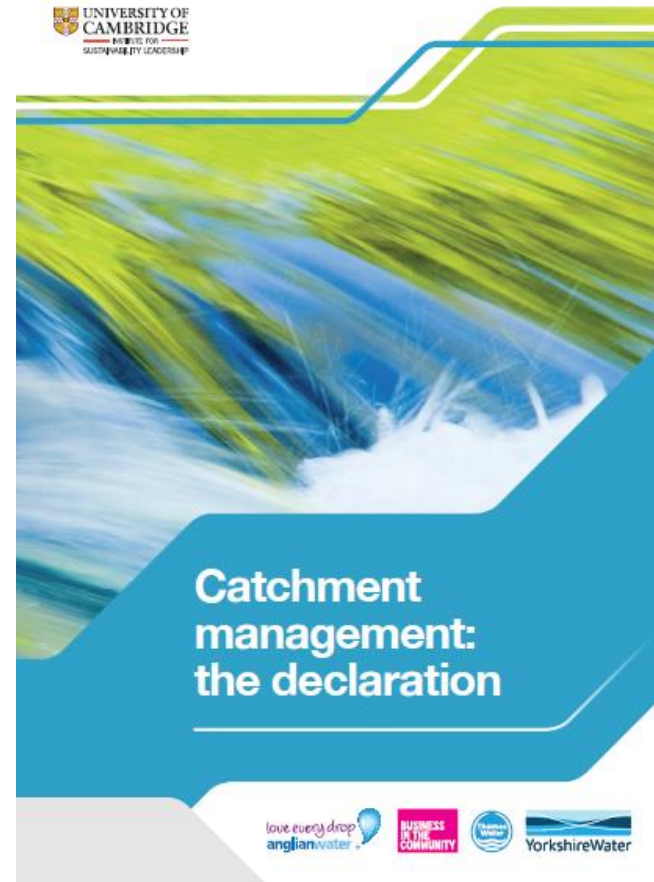

- Making a clear business case





- Drivers & Incentives
- Collaboration
- Guidance & support

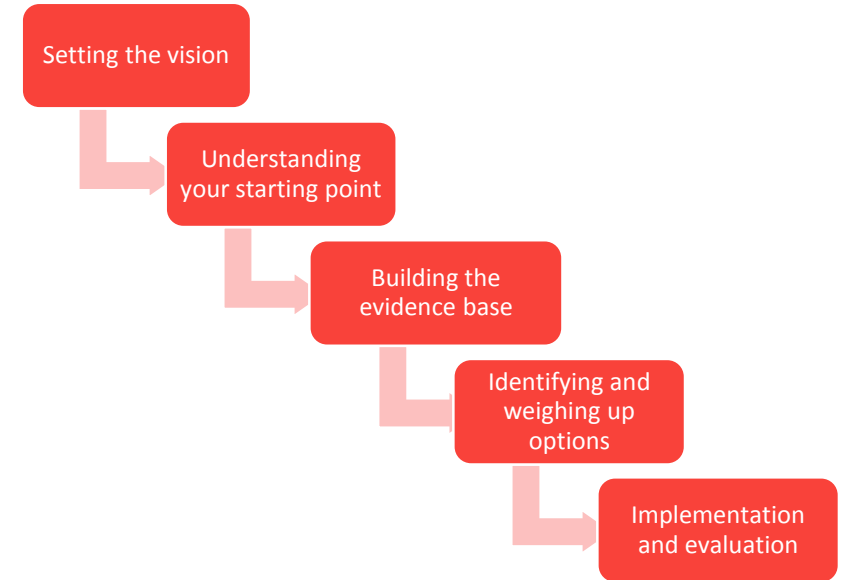
The importance of collaboration



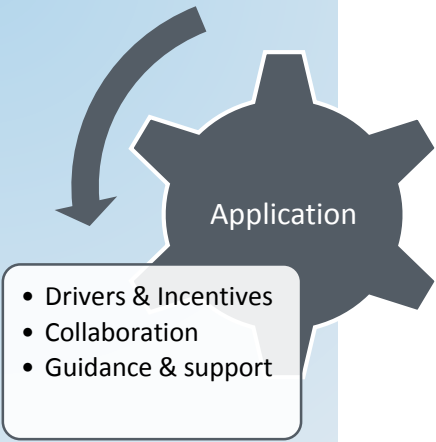
“bigger, better, more joined”

Guidance & Support

- Research & Development
- Information support
 - Professional institutions
 - Online networks
- Community of practice
 - CISL Natural Capital Impact Group
 - Natural Capital Coalition
 - Natural Capital East
 - Green Halo Partnership



UK Natural Capital Committee 2017
"How to do it" workbook



Standards

Biodiversity Net Gain

Good practice principles for development



International
Organization for
Standardization

- Overarching framework
- Comparable approaches
- Underpinned by clear understanding of ecology, systems, interactions
- Recognise and understand where there might be trade-offs and reveal those to inform decision



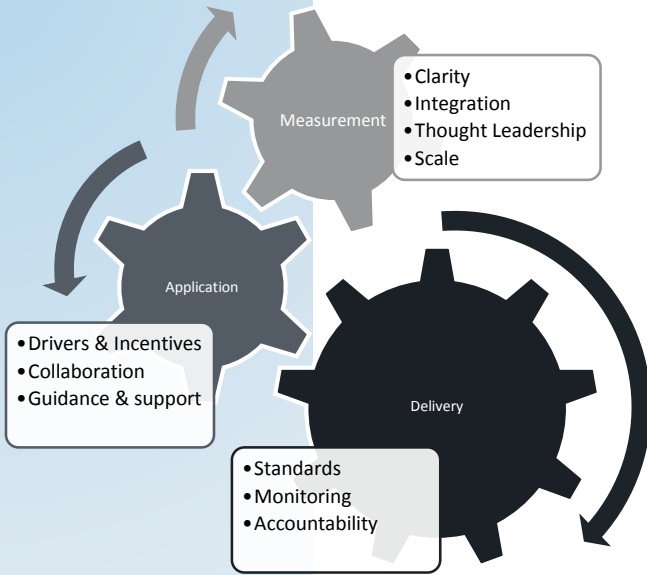
Monitoring & Accountability



“Measurable net gains”

- How do we know when we’ve delivered it?
- How well do we monitor whether schemes have delivered what they set out to?
 - Indicators, monitoring and verification
- Holding to account
- Informing practice
 - Learning what works and what doesn’t





Take home messages

1. Address local needs, demonstrate national contribution
2. Set red line boundaries
3. Don't overlook losses
4. Encourage people to think differently - Systems thinking
5. Break down silos and embed in existing processes
6. Make it the obvious choice
7. Set the bar high to encourage innovation
8. Provide support
9. Standards
10. Monitoring and accountability

The logo consists of the letters 'W', 'S', 'P' in a stylized, red, sans-serif font. The 'W' is formed by two slanted vertical bars. The 'S' is a thick, curved shape. The 'P' is a thick vertical bar with a curved top. The letters are arranged horizontally and are centered on the page.

WSP

With Thanks

Jenny Merriman

Jenny.Merriman@wsp.com